

Smart Module

255-315 Watt

POWER OUTPUT RANGE

Positive power tolerance of 0/+3%

JinkoSolar introduces a brand new line of highly intelligent modules for a wide range of applications.
IEC61215, IEC61730 certified product



KEY FEATURES



Safer Installations

Module level disconnects allow instant shutdown while the monitoring function provides real-time data for additional safety precautions



Lower O&M Costs

Monitoring allows operation and maintenance to be done efficiently by focusing on real-time data



Maximize Roof Space

Allows systems to be installed tighter and in systems with uneven string lengths



Boost Power Production

Module level mismatch is eliminated through impedance matching capability



Lower BOS Costs

Tigo Energy® Smart-Curve™ allows systems to be designed more efficiently reducing BOS costs and allowing longer strings



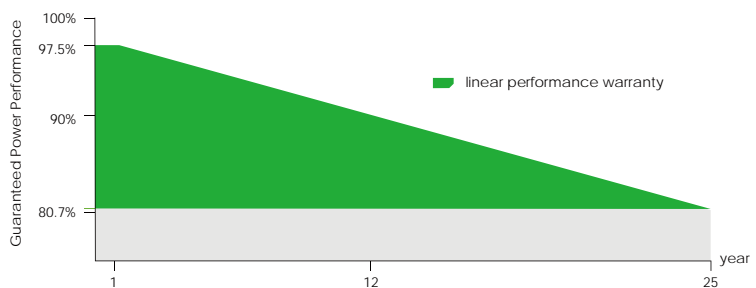
Inverter Compatibility

Fully integrated design allows use of any inverter and does not require extra hardware



LINEAR PERFORMANCE WARRANTY

10 Year Product Warranty • 25 Year Linear Power Warranty



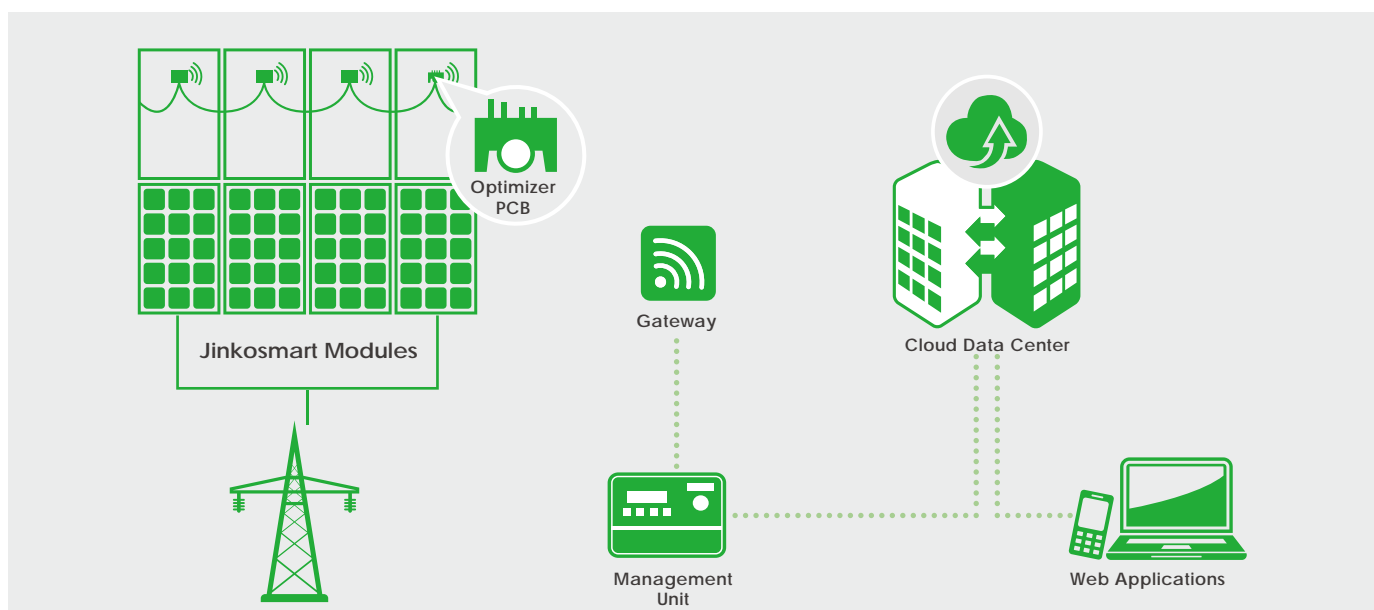
Smart Module

Jinkosmart modules incorporate innovative power electronics from Tigo Energy to achieve module-level diagnostics and maximum energy harvest through DC power optimization in addition to the safety features.

Integration of the module optimizer into the junction-box enables patented Smart Curve technology, which allows up to 30% longer strings and significant balance-of-system(BOS) cost savings.

SYSTEM ARCHITECTURE

Jinkosmart system components work together with any inverter to maximize energy harvest and communicate wirelessly through the gateway, allowing users to monitor system performance in real-time.



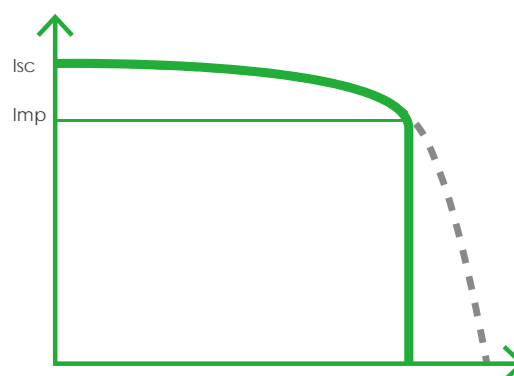
SMART CURVE TECHNOLOGY

Module-integrated Jinkosmart technology reduces the open circuit voltage range for each module and allows longer strings to be designed. The maximum voltage is programmed by Jinko Solar in the factory.

- Hardware voltage clamp prevents over-voltage
- Design up to 30% longer strings
- Fewer combiner boxes, fuses and wiring
- Smaller resistance losses

■ With Smart-Curve

--- Without Smart-Curve



MODULE MANAGEMENT UNIT (MMU)

The management unit controls processes in real time and sends data to a remote server for monitoring.

| SPECIFICATIONS ONE UNIT SUPPORTS UP TO 360 JINKOSMART MODULES | | |
|---|---------------------------|--|
| Communication | Data Backhaul | Ethernet (MMU to Data Center) |
| | On-Screen Prompts | Module (power, voltage, signal), Internet Check, basic troubleshooting |
| | PV-Safe | Button deactivates the array (at the module-level) |
| | Accessories | Pull data from most meters that speak Modbus (i.e. AC Meters) |
| | Inverter Data | Can pull data from most inverters (SMA, Power One, Fronius, Kaco) |
| Power | Compatibility | 110 / 230V compatible converter (comes with international plugs) |
| | Mechanical Specifications | |
| Mechanical Specifications | Dimensions (L x W x H) | 225.5 x 226 x 125 mm |
| | Weight | 1 kg |
| | Environmental Rating | NEMA 3R |
| | Operating Temperature | 0° to +70° C |



Module Management Unit (MMU)

GATEWAY

The Gateway provides wireless communication with up to 120 Jinkosmart modules and the MMU. Up to seven Gateways can be connected to a single MMU.

| GATEWAY SPECIFICATIONS | | |
|---------------------------|--|-------------------------------------|
| MMU Communications | Wireless (802.15) | |
| | RS-485 cable connection; in series with other Gateways | |
| Mounting Location | Center of array | |
| Mounting Method | Mounted to module frame or rack | Clips included for frame mounting |
| Wireless Range | 15m line-of-sight | |
| | 120 | |
| modules per Gateway | | |
| Mechanical Specifications | Dimensions | 141.3 x 48.5x 33.3mm (with bracket) |
| | Weight | 0.9kg |
| | Operating temperature range | -30°C +70°C |
| | Enclosure environmental rating | IP 65 |



Gateway

An internet connection and a gateway are required for full system functionality. The wireless communications system is FCC and CE Class 2 certified. Fixing hole comes with a M3.5X6 SST pan head screw.

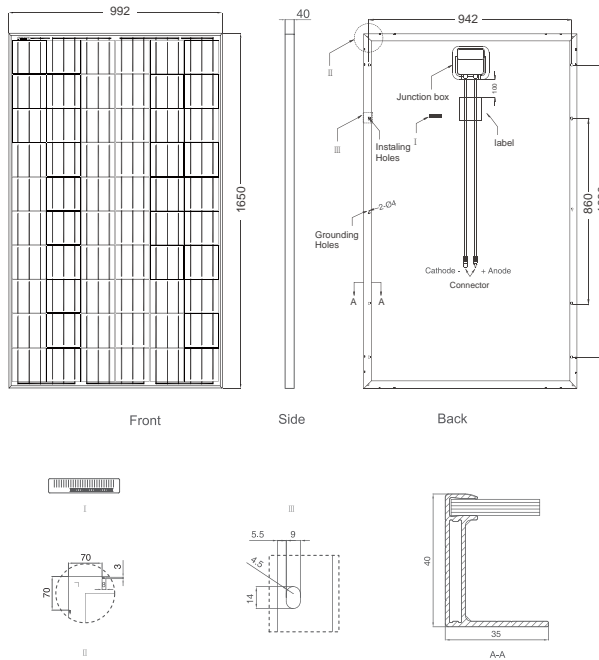
MONITORING SERVICE

Jinkosmart monitoring provides total insight into the performance of any system. You can choose to upgrade online once your system is installed.



| | FREE | PREMIUM |
|--|-----------|--------------|
| Reports | Monthly | Daily |
| 1-min data granularity | 30 - days | Full history |
| Full History | • | • |
| Safety Alerts | • | • |
| Dashboard showing environmental impact | • | • |
| Performance Analytics | | • |
| Trending data charts | | • |
| Ability to download | | • |
| Device Integration | | • |
| Performance alerts | | • |
| API access | | • |

Engineering Drawings

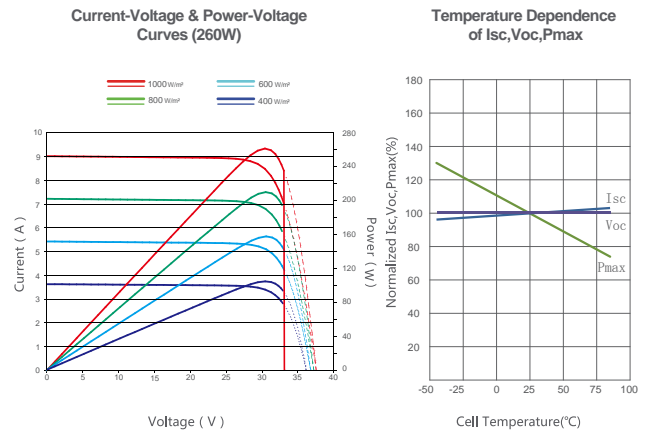


Packaging Configuration

(Two boxes=One pallet)

25pcs/ box, 50pcs/pallet, 700 pcs/40'HQ Container

Electrical Performance



Mechanical Characteristics

| | |
|---------------|--|
| Cell Type | Poly-crystalline 156x156mm (6 inch) |
| No. of cells | 60 (6x10) |
| Dimensions | 1650x992x40mm (65.00x39.05x1.57 inch) |
| Weight | 18.5 kg (40.8 lbs) |
| Front Glass | 3.2mm, High Transmission, Low Iron, Tempered Glass |
| Frame | Anodized Aluminium Alloy |
| Junction Box | IP67 Rated (MMJ-ES50) |
| Output Cables | TÜV 1x4.0mm ² , Length:1000mm |

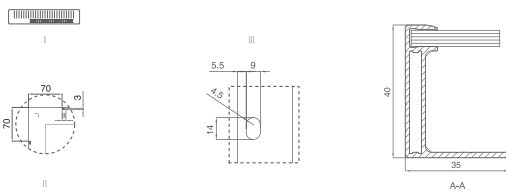
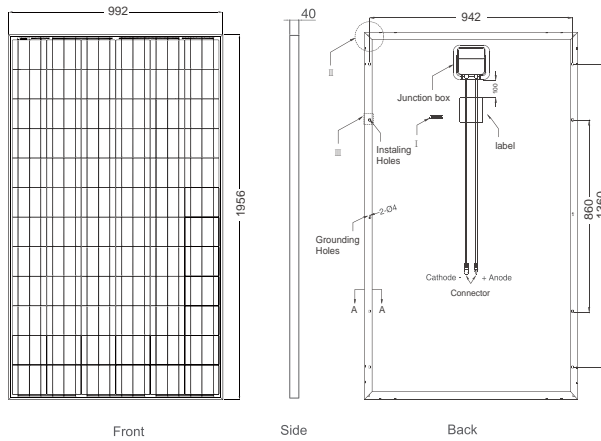
SPECIFICATIONS

| Module Type | JKMS250P-60-A | | JKMS255P-60-A | | JKMS260P-60-A | | JKMS265P-60-A | | JKMS270P-60-A | |
|---|---------------|-------|---------------|-------|---------------|-------|---------------|-------|---------------|-------|
| | STC | NOCT | STC | NOCT | STC | NOCT | STC | NOCT | STC | NOCT |
| Maximum Power (Pmax) | 250Wp | 186Wp | 255Wp | 190Wp | 260Wp | 194Wp | 265Wp | 198Wp | 270Wp | 202Wp |
| Maximum Power Voltage (Vmp) | 30.5V | 28.1V | 30.8V | 28.1V | 31.1V | 28.3V | 31.4V | 28.7V | 31.7V | 29.0V |
| Maximum Power Current (Imp) | 8.20A | 6.67A | 8.28A | 6.75A | 8.37A | 6.84A | 8.44A | 6.91A | 8.52A | 6.97A |
| Open-circuit Voltage (Voc) | 33.6V | 33.6V | 33.6V | 33.6V | 33.6V | 33.6V | 33.6V | 33.6V | 33.6V | 33.6V |
| Short-circuit Current (Isc) | 8.85A | 7.15A | 8.92A | 7.22A | 8.98A | 7.26A | 9.03A | 7.31A | 9.09A | 7.35A |
| Module Efficiency STC (%) | 15.27% | | 15.58% | | 15.89% | | 16.19% | | 16.50% | |
| Operating Temperature(°C) | -40°C~+85°C | | | | | | | | | |
| Maximum system voltage | 1000VDC (IEC) | | | | | | | | | |
| Maximum series fuse rating | 15A | | | | | | | | | |
| Power tolerance | 0~+3% | | | | | | | | | |
| Temperature coefficients of Pmax | -0.40%/°C | | | | | | | | | |
| Temperature coefficients of Voc | -0.30%/°C | | | | | | | | | |
| Temperature coefficients of Isc | 0.06%/°C | | | | | | | | | |
| Nominal operating cell temperature (NOCT) | 45±2°C | | | | | | | | | |

STC: Irradiance 1000W/m² Cell Temperature 25°C AM=1.5
 NOCT: Irradiance 800W/m² Ambient Temperature 20°C AM=1.5 Wind Speed 1m/s

* Power measurement tolerance: ± 3%

Engineering Drawings

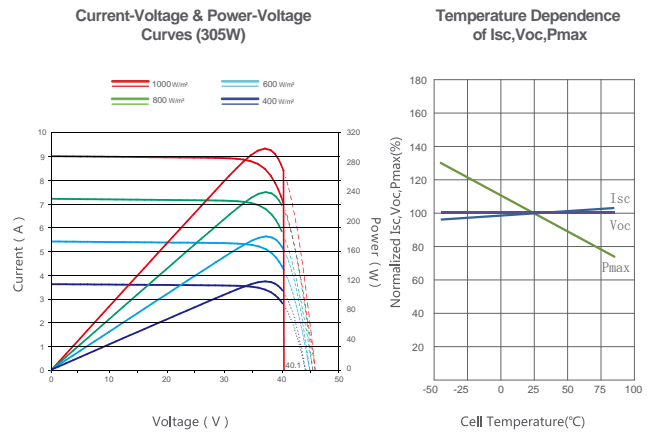


Packaging Configuration

(Two boxes=One pallet)

25pcs/ box, 50pcs/pallet, 550 pcs/40'HQ Container

Electrical Performance



Mechanical Characteristics

| | |
|---------------|--|
| Cell Type | Poly-crystalline 156×156mm (6 inch) |
| No. of cells | 72 (6×12) |
| Dimensions | 1956×992×40mm (77.01×39.05×1.57 inch) |
| Weight | 26.5 kg (58.4 lbs.) |
| Front Glass | 4.0mm, High Transmission, Low Iron, Tempered Glass |
| Frame | Anodized Aluminium Alloy |
| Junction Box | IP67 Rated (MMJ-E550) |
| Output Cables | TÜV 1×4.0mm², Length:1000mm |

SPECIFICATIONS

| Module Type | JKMS300P-72-A | | JKMS305P-72-A | | JKMS310P-72-A | | JKMS315P-72-A | |
|---|---------------|-------|---------------|-------|---------------|-------|---------------|-------|
| | STC | NOCT | STC | NOCT | STC | NOCT | STC | NOCT |
| Maximum Power (Pmax) | 300Wp | 222Wp | 305Wp | 226Wp | 310Wp | 231Wp | 315Wp | 235Wp |
| Maximum Power Voltage (Vmp) | 36.6V | 33.3V | 36.8V | 33.6V | 37.0V | 33.9V | 37.2V | 34.3V |
| Maximum Power Current (Imp) | 8.20A | 6.67A | 8.30A | 6.72A | 8.38A | 6.81A | 8.48A | 6.84A |
| Open-circuit Voltage (Voc) | 40.1V | 40.1V | 40.1V | 40.1V | 40.1V | 40.1V | 40.1V | 40.1V |
| Short-circuit Current (Isc) | 8.84A | 7.18A | 8.91A | 7.22A | 8.96A | 7.26A | 9.01A | 7.29A |
| Module Efficiency STC (%) | 15.46% | | 15.72% | | 15.98% | | 16.23% | |
| Operating Temperature(°C) | -40°C~+85°C | | | | | | | |
| Maximum system voltage | 1000VDC (IEC) | | | | | | | |
| Maximum series fuse rating | 15A | | | | | | | |
| Power tolerance | 0~+3% | | | | | | | |
| Temperature coefficients of Pmax | -0.40%/°C | | | | | | | |
| Temperature coefficients of Voc | -0.30%/°C | | | | | | | |
| Temperature coefficients of Isc | 0.06%/°C | | | | | | | |
| Nominal operating cell temperature (NOCT) | 45±2°C | | | | | | | |

STC: Irradiance 1000W/m² Cell Temperature 25°C AM=1.5
 NOCT: Irradiance 800W/m² Ambient Temperature 20°C AM=1.5 Wind Speed 1m/s

* Power measurement tolerance: ± 3%

JinkoSolar Holding Co.,Ltd.

Headquarters

Global Sales & Marketing Center

16F, Building No.2
428# South Yang Gao Road,
Shanghai, China 200127
Tel: +86 21 6061 1799
Fax: +86 21 6876 1115

Jiangxi Manufacture Base

No.1 Jinko Road,
Shangrao Economic Development Zone,
Jiangxi Province, China 334100
Tel:+86 793 858 8188
Fax:+86 793 846 1152

Zhejiang Manufacture Base

No.58 Yuanxi Road,
Haining Yuanhua Industrial Park,
Zhejiang Province, China 314416
Tel: +86 573 8798 5678
Fax: +86 573 8787 1070

Europe

JinkoSolar (Switzerland) A.G.

Chamerstrasse 85, in 6300 Zug
Tel:+41 41 748 0010
Fax:+41 41 748 0019

JinkoSolar GmbH in Munich, Germany

Freisingerstr. 9
D-85716 Unterschleißheim bei
München, Germany
Tel:+49 (0) 891433246-0
Fax:+49 (0) 891433246-29
germany@jinkosolar.com

JinkoSolar Office in Bologna, Italy

Via Bazzanese 32/7
Casalechio di Reno (BO)
Tel:+39 051 298 8511
Fax:+39 051 571 274
italy@jinkosolar.com

North America

JinkoSolar (U.S.) Inc.

343 Sansome Street, Suite 975,
San Francisco, CA 94104
Tel:+1 415 402 0502
Fax:+1 415 402 0703
us@jinkosolar.com

JinkoSolar Canada Co., Ltd.

Suite 703, 100 Allsate Parkway,
Markham, ON Canada L3R 6H3
Tel:+1 905 604 2527
Fax: +1 905 604 2687
canada@jinkosolar.com

Asia & Pacific

JinkoSolar Japan KK

Shanghai Kokusai Building 4F
1-24-12 Shinkawa, Chuo-ku, Tokyo,
Japan 104-0033
Tel:+81 (0)3 6280 3366
Fax: +81 (0)3 6280 3563

JinkoSolar China

F22 D7-9, Western Central Plaza T1,
1# Xizhimen Street, Beijing,
China 100044
Tel:+86 10 5830 1948
Fax: +86 10 5834 1487

JinkoSolar Osaka Office

6F Sakaisuji Honmachi Building.
1-8-14, Minami Honmachi, Chuo-ku,
Osaka. 541-0054 Japan
Sales: +81 (0)6 6125 5553
Fax: +81 (0)6 6125 5977

JinkoSolar Australia Holdings Co., Ltd.

Level 13, 307 Queen St, Brisbane QLD 4000.
Customer Service: +61(0) 7 3236 5460;
Sales: +61 (0)7 3221 5218
Fax: +61(0) 7 3236 5794
aus@jinkosolar.com

Logistics Warehouses in Europe & US



www.jinkosolar.com | sales@jinkosolar.com

The company reserves the final right for explanation on any of the information presented hereby.