




Smart Module

60-Cell Monocrystalline PERC Module
with Integrated Power Optimiser

SPV300-60MMJ



SMART MODULE

PV to grid solution including full service from SolarEdge

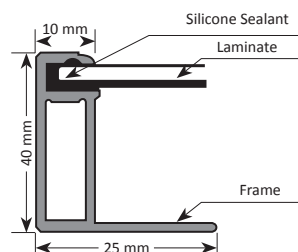
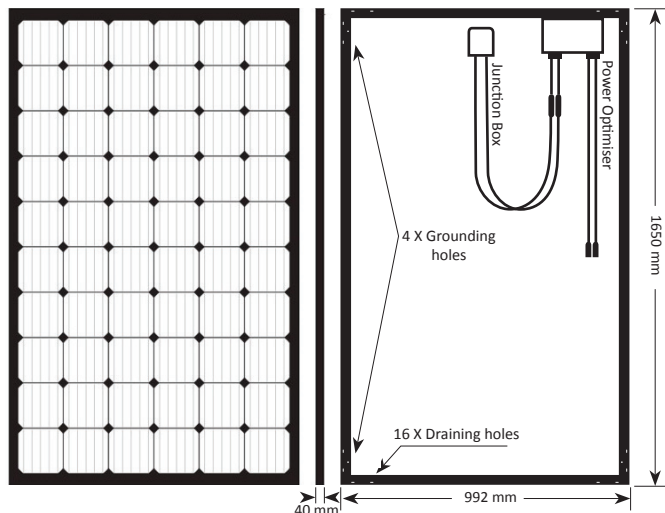
- Easy installation with module pre-assembled optimiser
- Optimised energy output by constantly tracking the maximum power point (MPPT) of each module individually
- Module-level voltage shutdown for installer and firefighter safety
- Full visibility of system's performance from modules to grid
- Excellent PID resistance
- Superior quality control with full automatic production line and 100% EL triple inspection
- Excellent mechanical loading and shock resistance performance
- An elegant design with black frame
- 12-year module warranty and 25-year performance warranty
- Specifically designed to work with SolarEdge inverters

MODULE ELECTRICAL PROPERTIES

STC ⁽¹⁾		
Module Power	300	W
Max. Power Voltage (Vmp)	32.62	V
Max. Power Current (Imp)	9.2	A
Open Circuit Voltage (Voc)	39.75	V
Short Circuit Current (Isc)	9.64	A
Maximum System Voltage	1000	Vdc
Maximum Series Fuse Rating	15	A
Module Efficiency	18.3	%
Power Tolerance	0 ~ +5	W
NOCT ⁽²⁾		
Module Power	223.3	W
Max. Power Voltage (Vmp)	30.34	V
Max. Power Current (Imp)	7.36	A
Open Circuit Voltage (Voc)	37.28	V
Short Circuit Current (Isc)	7.78	A

MODULE MECHANICAL PROPERTIES

Cells	60 (6 x 10)	
Cell Type	Monocrystalline PERC	
Cell Dimensions	156 x 156	mm
Dimensions (L x W x H)	1650 x 992 x 40	mm
Front Design Load (snow)	3600	Pa
Front Test Load ⁽³⁾	5400	Pa
Rear Design Load (wind)	2400	Pa
Rear Test Load ⁽³⁾	3600	Pa
Weight	18.87	kg
Front Glass	3.2mm, AR coated toughened glass	
Frame	Black anodized aluminium	
Junction Box	IP67	
Connector Type	MC4 (PVKST4II-UR, PV-KBT4II-UR)	
Operating Temperature	-40 to +85	°C
Packaging Information (units per pallet)	26	



CERTIFICATIONS & WARRANTY

Module Certifications	IEC 61215:2016, IEC61730:2016, CEC listing AU ⁽⁴⁾ , SIL ⁽⁴⁾
Product Warranty	Power Optimiser — 25-year warranty, Module — 12-year warranty
Output Warranty of Pmax	25-year linear module warranty ⁽⁵⁾

TEMPERATURE CHARACTERISTICS

Temperature Coefficient Power (Pm)	-0.40	% / °C
Temperature Coefficient Voltage (Voc)	-0.29	% / °C
Temperature Coefficient Current (Isc)	0.04	% / °C
Operating Cell Temperature (NOCT)	45 ± 2	°C

⁽¹⁾ STC: Irradiance 1000 W/m², Cell Temperature 25°C, Air Mass AM1.5

⁽²⁾ NOCT: Irradiance at 800 W/m², Ambient Temperature 20°C, Wind Speed 1 m/s

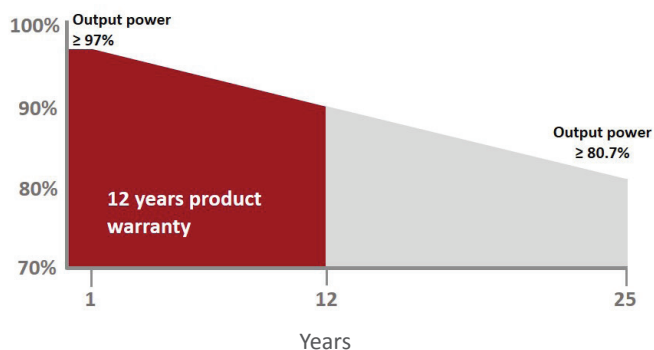
⁽³⁾ Safety factor of 1.5

⁽⁴⁾ Certification pending

⁽⁵⁾ 1st year: 97%, 80.7% power output over 25 years

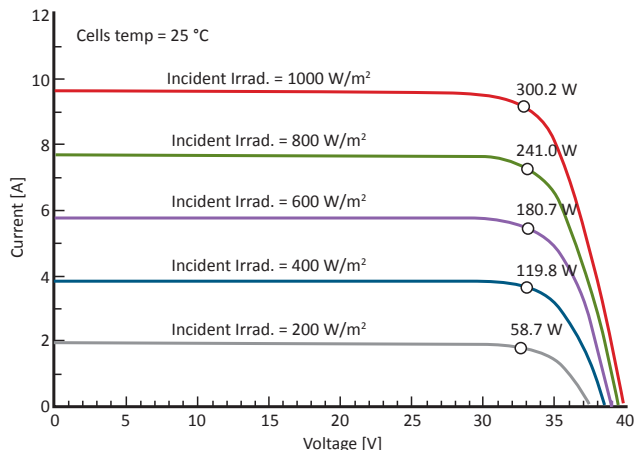
Linear Warranty

12-Year Product Warranty
+ 25-Year Linear Power Warranty



Made in china

Module I-V Curve





Smart Module 60-Cell Monocrystalline PERC Module with Integrated Power Optimiser SPV300-60MMJ

POWER OPTIMISER PROPERTIES		
INPUT		
Rated Input DC Power	370	W
Absolute Maximum Input Voltage (Voc at lowest temperature)	60	
MPPT Operating Range	8 - 60	Vdc
Maximum Short Circuit Current (Isc)	11	Adc
Maximum Efficiency	99.5	%
Weighted Efficiency	98.8	%
Overvoltage Category	II	
OUTPUT DURING OPERATION (POWER OPTIMISER CONNECTED TO OPERATING SOLAREEDGE INVERTER)		
Maximum Output Current	15	Adc
Maximum Output Voltage	60	Vdc
OUTPUT DURING STANDBY (POWER OPTIMISER DISCONNECTED FROM SOLAREEDGE INVERTER OR SOLAREEDGE INVERTER OFF)		
Safety Output Voltage per Power Optimiser	1 ± 0.1	Vdc
STANDARD COMPLIANCE		
EMC	FCC Part15 Class B, IEC61000-6-2, IEC61000-6-3	
Safety	IEC62109-1 (class II safety), UL1741	
RoHS	Yes	
Fire Safety	VDE-AR-E 2100-712:2013-05	
INSTALLATION SPECIFICATIONS		
Operating Temperature Range	-40 - +85 / -40 - +185	°C / °F
Protection Rating	IP68 / NEMA6P	
Relative Humidity	0 - 100	%

PV SYSTEM DESIGN USING A SOLAREEDGE INVERTER		SINGLE PHASE HD-WAVE	SINGLE PHASE	THREE PHASE RESIDENTIAL ⁽⁶⁾	THREE PHASE COMMERCIAL	
Minimum String Length (Power Optimisers)	P370	8		8 per array	16	
Maximum String Length (Power Optimisers)		25		25 per array	50	
Maximum Power per String		5700 (6000 with SE8000H, SE10000H)	5250	5700	11250	W
Parallel Strings of Different Lengths or Orientations				Yes		
Notes				Connect 2 arrays		

⁽⁶⁾ Optimisers must be connected in two separate arrays. For complete design guidelines for the three phase residential inverters refer to: https://www.solaredge.com/sites/default/files/three_phase_inverter_residential_design_installation_addendum_au.pdf



Krannich Solar Pty Ltd

Victoria Head Office
122 Castro Way
Derrimut VIC 3026

Queensland Branch
3/15 Bailey Court
Brendale QLD4500

Contact

Ph: +61 3 9339 5100
Web: www.krannich.com.au
Email: info@krannich-solar.com.au