







Maximize Your Power & Savings

-  **LCD** Super Large 5-inch LCD
-  **Export Control**
-  **30% PV Oversizing**
-  **20% More Compact**

Smart DT Series (Australia)

Dual-MPPT, Three-Phase

5.0kW 6.0kW 10kW 15kW 20kW

The GoodWe Smart DT series inverter is specially designed for three-phase home solar systems, covering a wide power range of 5kW, 6kW, 10kW, 15kW and 20kW. The integrated two MPPTs allow two-array inputs from different roof orientations. The SDT series inverter is small, light and easy to install. Suitable for both outdoor and indoor installations, this inverter offers a quiet operation thanks to its fanless, natural convection cooling.

Technical Data

GW5000L-DT

GW6000L-DT

GW10KL-DT

GW15KN-DT

GW20KN-DT

DC Input Data	Max. DC Input Power (W)	6500	7800	12000	19500	26000
	Max. DC Input Voltage (V)	600	600	600	1000	1000
	MPPT Range (V)	200~550	200~550	200~550	200~850	200~950
	Start-up Voltage (V)	180	180	180	180	180
	MPPT Range for Full Load (V)	240~550	285~550	320~550	480~850	460~860
	Nominal DC Input Voltage (V)	480	480	480	620	600
	Max. Input Current (A)	11/11	11/11	22/11	22/11	22/22
	Max. Short Current (A)	13.8/13.8	13.8/13.8	27.6/13.8	27.6/13.8	27.6/27.6
	No. of MPP Trackers	2	2	2	2	2
	No. of Input Strings per Tracker	1/1	1/1	2/1	2/1	2/2
AC Output Data	Nominal Output Power (W)	5000	6000	10000	15000	20000
	Max. Output Apparent Power (VA)	5000	6000	10000	16500	22000
	Nominal Output Voltage (V)	400, 3L/N/PE	400, 3L/N/PE	400, 3L/N/PE	400, 3L/N/PE	400, 3L/N/PE or 3L/PE
	Nominal Output Frequency (Hz)	50/60	50/60	50/60	50/60	50/60
	Max. Output Current (A)	8.5	10	15.2	24	31.9
	Output Power Factor	~1 (Adjustable from 0.8 leading to 0.8 lagging)				
	Output THDi (@Nominal Output)	<2%	<2%	<2%	<2%	<3%
Efficiency	Max. Efficiency	98.0%	98.0%	98.3%	98.3%	98.6%
	Euro Efficiency	>97.5%	>97.5%	>98.0%	>98.0%	>98.1%
Protection	Anti-islanding Protection	Integrated	Integrated	Integrated	Integrated	Integrated
	Input Reverse Polarity Protection	Integrated	Integrated	Integrated	Integrated	Integrated
	Insulation Resistor Detection	Integrated	Integrated	Integrated	Integrated	Integrated
	Residual Current Monitoring Unit	Integrated	Integrated	Integrated	Integrated	Integrated
	Output Over Current Protection	Integrated	Integrated	Integrated	Integrated	Type III
	Output Short Protection	Integrated	Integrated	Integrated	Integrated	Type III
	Output Over Voltage Protection	Integrated	Integrated	Integrated	Integrated	Integrated
General Data	Operating Temperature Range (°C)	-25~60	-25~60	-25~60	-25~60	-25~60
	Relative Humidity	0~100%	0~100%	0~100%	0~100%	0~100%
	Operating Altitude (m)	≤4000	≤4000	≤4000	≤4000	≤4000
	Cooling	Natural Convection				Fan Cooling
	Noise (dB)	<30	<30	<30	<40	<45
	User Interface	LCD & LED	LCD & LED	LCD & LED	LCD & LED	LCD & LED
	Communication	RS485 or WiFi	RS485 or WiFi	RS485 or WiFi	RS485 or WiFi	RS485 or WiFi
	Weight (kg)	24	24	26	26	26
	Size (Width*Height*Depth mm)	516*415*192	516*415*192	516*455*192	516*455*192	516*455*220
	Protection Degree	IP65	IP65	IP65	IP65	IP65
	Night Self Consumption (W)	<1	<1	<1	<1	<1
	Topology	Transformerless	Transformerless	Transformerless	Transformerless	Transformerless
Certifications & Standards	Grid Regulation	AS4777.2 VDE0126-1-1, VDE-AR-N 4105, EN50438, CEI 0-21		VDE0126-1-1, AS4777.2, G83, IEC61727, IEC62116, EN50438(SW), EN50438(IR), CEI 0-21		
	Safety Regulation	IEC62109-1&2				
	EMC	EN 61000-6-1, EN 61000-6-2, EN 61000-6-3, EN 61000-6-4, EN 61000-4-16, EN 61000-4-18, EN 61000-4-29				